

- Game Box Score

Holmes Bulldogs vs. Christian County Colonels

Date: 03/19/2009 Time: 2:25 pm Site: Rupp Arena-Lexington, KY Attendance: 13,357

Visitors: Christian County Colonels

##	Name	P	FG	3 Pt	FT	PTS	ORB	DRB	TR	PF	AST	TO	BS	ST	MIN
3	* Veontae Lewis		3/8	0/0	0/0	6	3	1	4	0	0	4	0	1	18:59
5	Trey Gayle		0/1	0/0	0/0	0	0	0	0	1	1	0	0	2	7:17
11	Anthony Hickey		4/8	0/3	1/4	9	0	2	2	2	1	3	0	2	20:50
15	* Corey Wilford		6/17	2/8	7/8	21	1	1	2	2	0	1	0	1	27:38
23	Dee Redd		0/0	0/0	0/0	0	0	0	0	1	0	0	0	0	0:24
25	Isiah Dooley		0/0	0/0	0/0	0	0	0	0	0	0	0	0	0	0:24
31	* Daquan Murden		2/8	0/2	2/2	6	2	2	4	4	0	2	0	0	17:20
33	Donovan Kates		2/4	2/3	4/4	10	1	4	5	0	0	0	0	0	18:49
35	* Shaquille Wilson		1/7	0/5	5/5	7	0	3	3	3	0	2	0	2	25:48
43	* Malcolm McDuffen		0/1	0/0	0/0	0	0	0	0	4	1	0	0	0	6:02
45	Jemichael Ray		0/0	0/0	0/0	0	0	0	0	0	0	0	0	0	DNP
51	Elijah Gipson		0/0	0/0	0/0	0	0	0	0	0	0	0	0	0	0:59
53	Marcoreyon Tandy		0/0	0/0	0/2	0	0	0	0	3	0	0	0	0	14:42
13	Gary Bowman		0/0	0/0	2/2	2	0	0	0	0	0	0	0	1	0:24
10	D.J. Wilson		0/0	0/0	0/0	0	0	0	0	0	0	0	0	0	0:24
	Team						2	2	4						
	Totals		18/54	4/21	21/27	61	9	15	24	20	3	12	0	9	160
	Total FG		1st Half	9/24	37.5%	2nd Half	9/30	30.0%	Game	18/54	33.3%				
	3 PT FG		1st Half	1/8	12.5%	2nd Half	3/13	23.1%	Game	4/21	19.0%				
	Free Throws		1st Half	7/9	77.8%	2nd Half	14/18	77.8%	Game	21/27	77.8%				

Home: Holmes Bulldogs

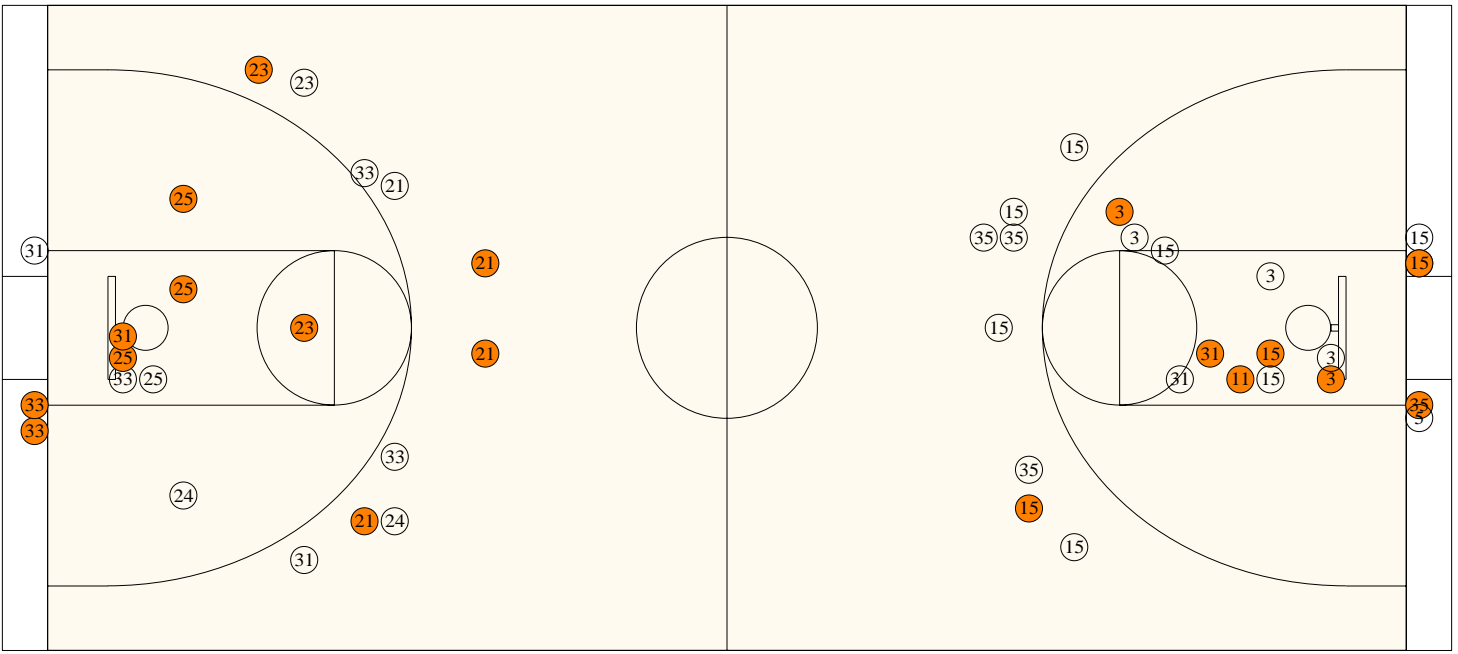
##	Name	P	FG	3 Pt	FT	PTS	ORB	DRB	TR	PF	AST	TO	BS	ST	MIN
3	Jaydayle Herndon		0/0	0/0	0/2	0	0	0	0	1	0	0	0	0	0:24
10	Christian McClendon		0/0	0/0	0/0	0	0	0	0	0	0	1	0	0	0:24
15	Jaleel Gray		0/0	0/0	0/0	0	0	0	0	0	0	0	0	0	DNP
20	Pierre Mayfield		0/0	0/0	0/0	0	0	0	0	1	0	0	0	0	2:10
21	* JaMel Riley		4/7	3/5	2/2	13	0	6	6	1	2	5	0	3	30:50
22	Willie Slusher		0/0	0/0	0/0	0	0	0	0	0	0	0	0	0	0:24
23	* Jeremiah Johnson		6/8	1/3	1/2	14	1	2	3	3	2	3	0	0	28:57
24	* Elijah Pittman		4/10	0/3	1/2	9	1	5	6	4	2	0	4	0	23:54
25	Brandon Housley		5/8	0/0	5/7	15	2	4	6	3	1	1	1	0	21:08
30	Naire Jones		0/0	0/0	0/0	0	0	0	0	0	0	0	0	0	DNP
31	* Dominique Johnson		1/3	0/1	0/2	2	1	0	1	4	1	3	0	0	12:45
33	* Ricardo Johnson		5/10	0/2	5/5	15	1	10	11	3	2	4	0	0	30:35
34	Kevon Arnold		1/1	0/0	0/0	2	0	0	0	3	0	2	0	1	7:41
44	James Rice		1/1	0/0	0/0	2	1	0	1	0	0	0	0	0	0:24
4	Damien Oden		0/0	0/0	0/0	0	0	0	0	0	0	0	0	0	0:24
11	Eli Reese		0/0	0/0	0/0	0	0	0	0	0	0	0	0	0	DNP
	Team						2	4	6			2			
	Totals		27/48	4/14	14/22	72	9	31	40	23	10	21	5	4	160
	Total FG		1st Half	11/21	52.4%	2nd Half	16/27	59.3%	Game	27/48	56.3%				
	3 PT FG		1st Half	4/10	40.0%	2nd Half	0/4	0.00%	Game	4/14	28.6%				
	Free Throws		1st Half	6/7	85.7%	2nd Half	8/15	53.3%	Game	14/22	63.6%				

	Chr	Hol		Chr	Hol		Chr	Hol
Free Throw Pts	21	14	3Pt Points	12	12	Pts/Possession	0.87	1.04
Pts off Turnovers	21	20	2nd Chance Points	8	7	Pts off Bench	21	19
Total Rebounds	24	40	Team Rebounds	4	6	Dead Ball Reb	2	5
Off Rebound %	22.5	37.5	Def Rebound %	62.5	77.5	Total Rebound %	37.5	62.5
3Pt Efficiency	-9.2	-16.5	Def. Stops	36	43	Pts/Shot	0.91	1.22
Technical Fouls	Chr	Hol						
		None						
	Chr	Hol						
		None						
Officials			Glenn Gray, Ron Price, Mark Howell					

	Qtr 1	Qtr 2	Qtr 3	Qtr 4	OT 1	OT 2	OT 3	OT 4	Total
Christian County Colonels	10	16	11	24	0	0	0	0	61
Holmes Bulldogs	13	19	17	23	0	0	0	0	72

Largest Lead Hol 51 Chr 37 (14 pts) **Lead Changes** 2 **Number of Ties** 3
Comments: None

FIRST HALF



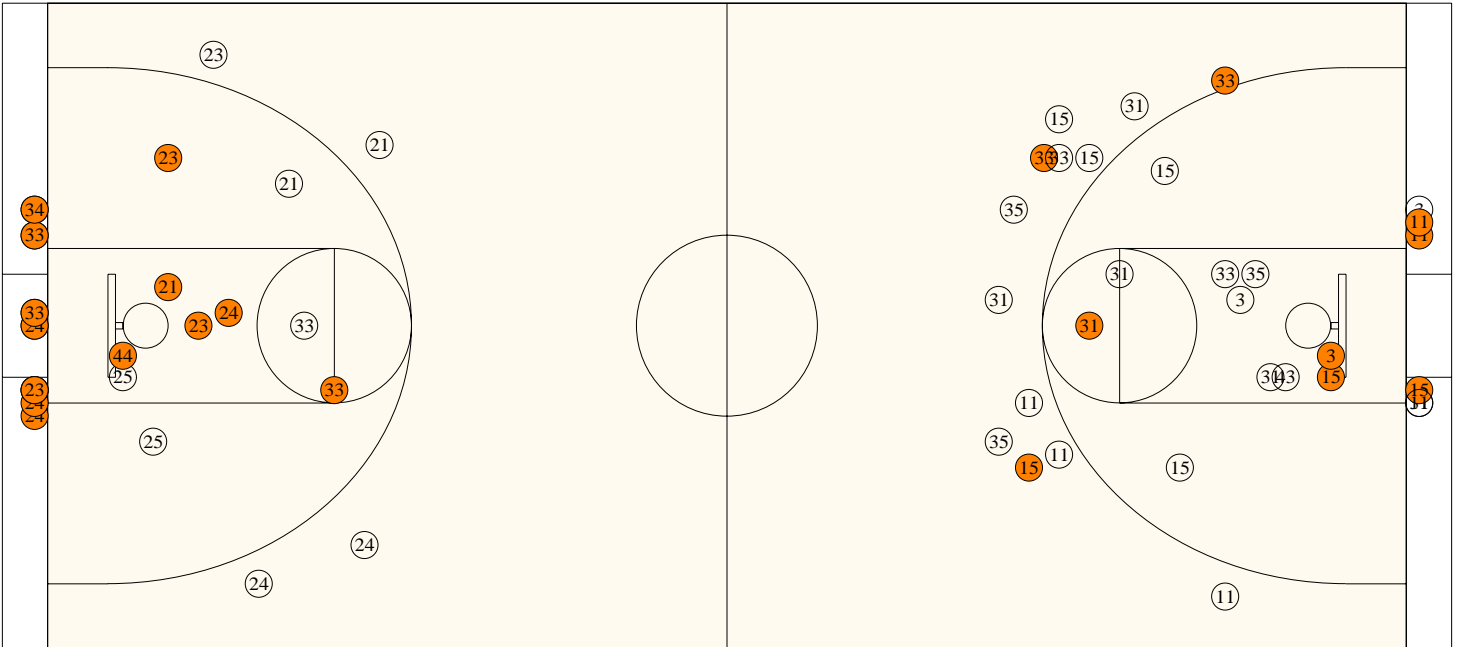
Holmes

Shooting	Pts	Pts
2FG 7/11 (63.6%)	14	Pts/Shot 1.33
3FG 4/10 (40.0%)	12	2nd Eff Pts 4
TFG 11/21 (52.4%)		Pts off TO's 12
FT 6/7 (85.7%)	6	3Pt Eff -2.4
Scoring Distribution: 2FG 43.8% 3FG 37.5% FT 18.8%		

Christian County

Shooting	Pts	Pts
2FG 8/16 (50.0%)	16	Pts/Shot 0.93
3FG 1/8 (12.5%)	3	2nd Eff Pts 2
TFG 9/24 (37.5%)		Pts off TO's 7
FT 7/9 (77.8%)	7	3Pt Eff -20.8
Scoring Distribution: 2FG 61.5% 3FG 11.5% FT 26.9%		

SECOND HALF

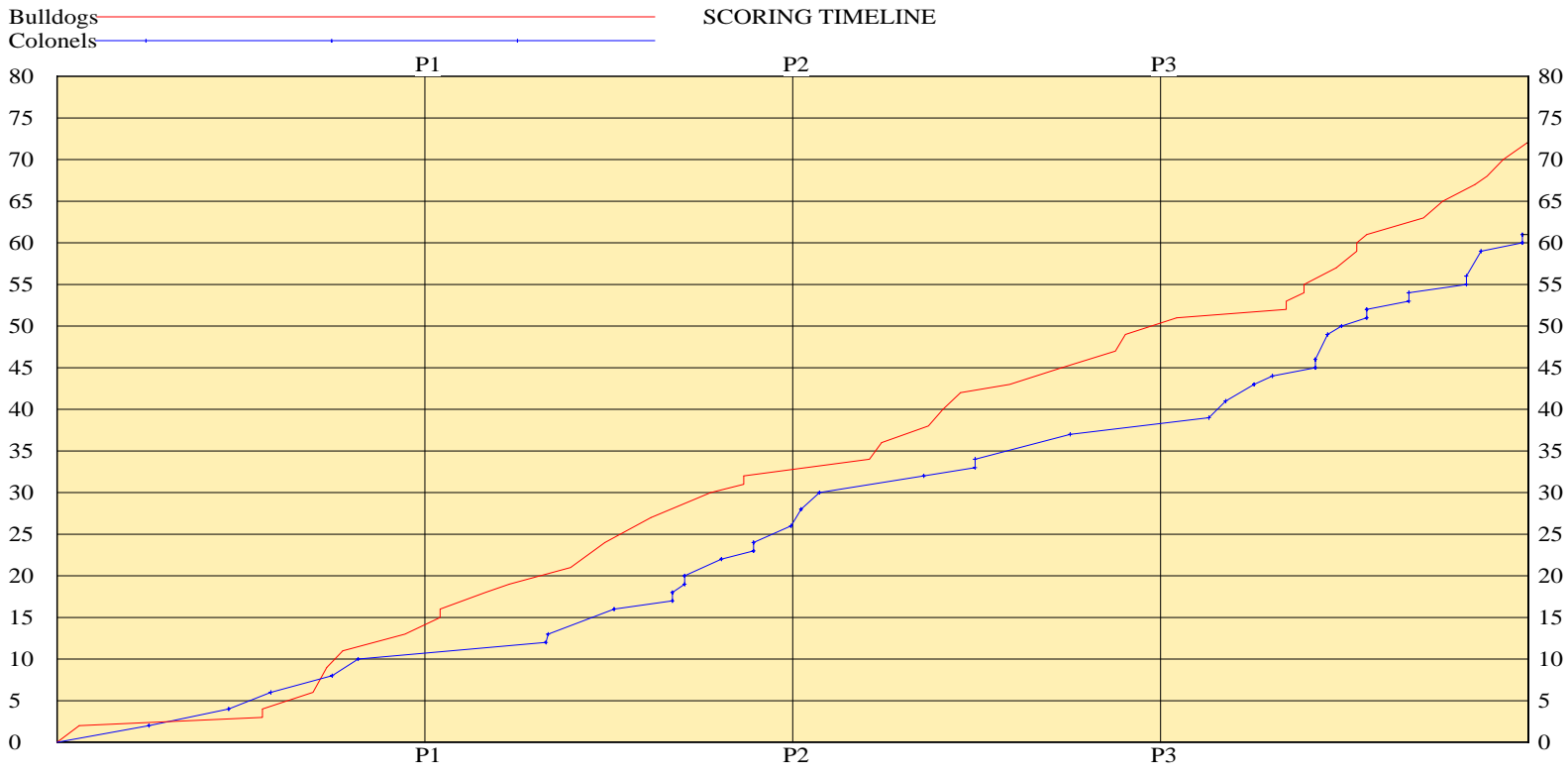
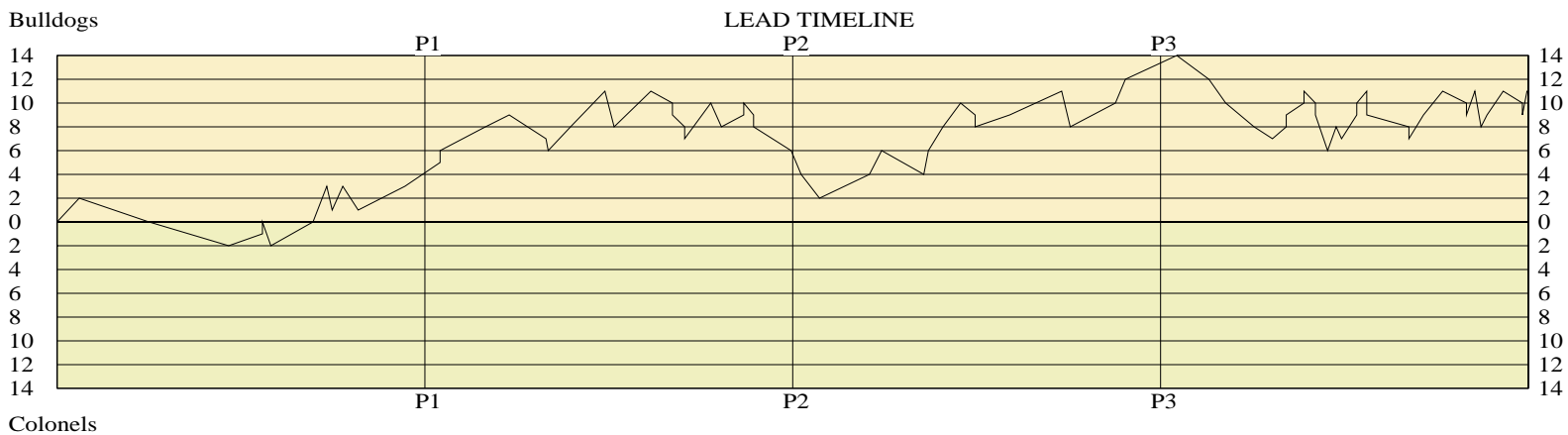


Holmes

2FG 16/23 (69.6%)	32s	Pts/Shot 1.18
3FG 0/4 (0.00%)	0	2nd Eff Pts 3
TFG 16/27 (59.3%)		Pts off TO's 8
FT 8/15 (53.3%)	8	3Pt Eff -46.4
Scoring Distribution: 2FG 80.0% 3FG 0.0% FT 20.0%		

Christian County

2FG 6/17 (35.3%)	12s	Pts/Shot 0.90
3FG 3/13 (23.1%)	9	2nd Eff Pts 6
TFG 9/30 (30.0%)		Pts off TO's 14
FT 14/18 (77.8%)	14	3Pt Eff -0.5
Scoring Distribution: 2FG 34.3% 3FG 25.7% FT 40.0%		



Largest Lead Hol 51 Chr 37 (14 pts) Lead Changes 2 Number of Ties 3

- Play by Play Report - Scoring Only (pg 1)

Holmes Bulldogs vs. Christian County Colonels

Date: 03/19/2009 Time: 2:25 pm Site: Rupp Arena-Lexington, KY Attendance: 13,357

Name	Action	Action	Score	Clock	Diff	Name	Action	Action
J Johnson	FG Made	E Pittman Assist	2-0	1 7:31	+2 (L1)			
			2-2	1 6:00	(T1)	V Lewis	Putback Made	
			2-4	1 4:16	-2 (L2)	D Murden	FG Made	M McDuffen Assist
R Johnson	FT Made		3-4	1 3:32	-1			
R Johnson	FT Made		4-4	1 3:32	(T2)			
			4-6	1 3:21	-2	C Wilford	FG Made	
B Housley	Putback Made		6-6	1 2:26	(T3)			
J Riley	3Pt Made		9-6	1 2:08	+3 (L3)			
			9-8	1 2:01	+1	A Hickey	FG Made	
B Housley	FG Made		11-8	1 1:47	+3			
			11-10	1 1:27	+1	A Hickey	Layup Made	
B Housley	FG Made		13-10	1 0:26	+3			

End of Period Summary Bulldogs 13 Colonels 10

Largest Lead: Bulldogs 9 Colonels 6 (3 pts)

Lead in Period: Bulldogs 9 Colonels 6 (3 pts)

4 for 0 oppo pts

4 for 2 pts

5/12 for 41.7 %

2/2 for 100 %

Turnovers

2nd Chances

Field Goals

Free Throws

Lead Changes: 3 Ties: 3

Lead Changes: 2 Ties: 3 (this period)

3 for 5 oppo pts

3 for 2 pts

5/14 for 35.7 %

0/0 for 0.0 %

R Johnson	Layup Made		15-10	2 7:40	+5			
R Johnson	FT Made		16-10	2 7:40	+6	M McDuffen	Personal Foul	
R Johnson	Layup Made		18-10	2 6:41	+8			
E Pittman	FT Made		19-10	2 6:10	+9			
			19-12	2 5:22	+7	S Wilson	Layup Made	
			19-13	2 5:19	+6	S Wilson	FT Made	
D Johnson	Putback Made		21-13	2 4:50	+8			
J Riley	3Pt Made	D Johnson Assist	24-13	2 4:05	+11			
			24-16	2 3:53	+8	C Wilford	3Pt Made	
J Johnson	3Pt Made	J Riley Assist	27-16	2 3:05	+11			
B Housley	Personal Foul		27-17	2 2:37	+10	C Wilford	FT Made	
			27-18	2 2:37	+9	C Wilford	FT Made	
B Housley	Personal Foul		27-19	2 2:21	+8	C Wilford	FT Made	
			27-20	2 2:21	+7	C Wilford	FT Made	
J Riley	3Pt Made	J Johnson Assist	30-20	2 1:47	+10			
			30-22	2 1:33	+8	V Lewis	FG Made	
R Johnson	FT Made		31-22	2 1:04	+9			
R Johnson	FT Made		32-22	2 1:04	+10			
			32-23	2 0:51	+9	S Wilson	FT Made	
			32-24	2 0:51	+8	S Wilson	FT Made	
			32-26	2 0:02	+6	C Wilford	Layup Made	T Gayle Assist

End of Period Summary Bulldogs 32 Colonels 26

Largest Lead: Bulldogs 24 Colonels 13 (11 pts)

Lead in Period: Bulldogs 24 Colonels 13 (11 pts)

7 for 7 oppo pts

1 for 2 pts

6/9 for 66.7 %

4/5 for 80.0 %

Turnovers

2nd Chances

Field Goals

Free Throws

Lead Changes: 3 Ties: 3

Lead Changes: 0 Ties: 0 (this period)

5 for 7 oppo pts

2 for 0 pts

4/10 for 40.0 %

7/9 for 77.8 %

- Play by Play Report - Scoring Only (pg 2)

Holmes Bulldogs vs. Christian County Colonels

Date: 03/19/2009 Time: 2:25 pm Site: Rupp Arena-Lexington, KY Attendance: 13,357

Name	Action	Action	Score	Clock	Diff	Name	Action	Action
			32-28	3 7:49	+4	D Murden	FG Made	
			32-30	3 7:25	+2	C Wilford	Putback Made	
J Johnson	FG Made	J Riley Assist	34-30	3 6:20	+4			
R Johnson	Layup Made		36-30	3 6:04	+6			
			36-32	3 5:09	+4	V Lewis	Putback Made	
J Johnson	Layup Made		38-32	3 5:03	+6			
J Riley	FG Made		40-32	3 4:44	+8			
J Johnson	FG Made		42-32	3 4:21	+10			
			42-33	3 4:02	+9	D Kates	FT Made	
			42-34	3 4:02	+8	D Kates	FT Made	
J Johnson	FT Made		43-34	3 3:17	+9			
R Johnson	FG Made		45-34	3 2:09	+11			
			45-37	3 1:58	+8	D Kates	3Pt Made	
K Arnold	Layup Made		47-37	3 0:59	+10			
E Pittman	Layup Made	R Johnson Assist	49-37	3 0:46	+12			
End of Period Summary Bulldogs 49 Colonels 37								
Largest Lead: Bulldogs 49 Colonels 37 (12 pts)			Lead Changes: 3 Ties: 3					
Lead in Period: Bulldogs 49 Colonels 37 (12 pts)			Lead Changes: 0 Ties: 0 (this period)					
3 for 2 oppo pts			Turnovers			4 for 6 oppo pts		
3 for 1 pts			2nd Chances			2 for 4 pts		
8/17 for 47.1 %			Field Goals			4/16 for 25.0 %		
1/4 for 25.0 %			Free Throws			2/4 for 50.0 %		
E Pittman	FG Made	R Johnson Assist	51-37	4 7:39	+14			
			51-39	4 6:57	+12	C Wilford	Layup Made	
			51-41	4 6:35	+10	A Hickey	Layup Made	
			51-43	4 5:58	+8	A Hickey	Layup Made	
			51-44	4 5:34	+7	A Hickey	FT Made	
J Riley	FT Made		52-44	4 5:16	+8	D Murden	Personal Foul	
J Riley	FT Made		53-44	4 5:16	+9			
B Housley	FT Made		54-44	4 4:53	+10	S Wilson	Personal Foul	
B Housley	FT Made		55-44	4 4:53	+11			
J Johnson	Personal Foul		55-45	4 4:38	+10	D Murden	FT Made	
			55-46	4 4:38	+9	D Murden	FT Made	
			55-49	4 4:22	+6	D Kates	3Pt Made	A Hickey Assist
E Pittman	Layup Made	B Housley Assist	57-49	4 4:11	+8			
R Johnson	Personal Foul		57-50	4 4:04	+7	C Wilford	FT Made	
B Housley	Dunk Made		59-50	4 3:44	+9			
B Housley	FT Made		60-50	4 3:44	+10	D Murden	Personal Foul	
B Housley	FT Made		61-50	4 3:31	+11			
E Pittman	Personal Foul		61-51	4 3:31	+10	D Kates	FT Made	
			61-52	4 3:31	+9	D Kates	FT Made	
E Pittman	Personal Foul		61-53	4 2:36	+8	S Wilson	FT Made	
			61-54	4 2:36	+7	S Wilson	FT Made	
E Pittman	Dunk Made		63-54	4 2:17	+9			
B Housley	Layup Made	J Johnson Assist	65-54	4 1:52	+11			
R Johnson	Personal Foul		65-55	4 1:21	+10	C Wilford	FT Made	
			65-56	4 1:21	+9	C Wilford	FT Made	
J Johnson	Layup Made		67-56	4 1:10	+11			
			67-59	4 1:02	+8	C Wilford	3Pt Made	
B Housley	FT Made		68-59	4 0:54	+9			

OFFICIAL BASKETBALL BOX SCORE
Christian County Colonels vs Holmes Bulldogs

03/19/2009 2:25 pm
Final Box Score

Rupp Arena
Lexington, KY

No.	Christian County Colonels	Total FG		3-point		Free throw		Rebounds			F	TP	A	TO	BLK	STL	MIN
		FG	FGA	FG	FGA	FT	FTA	Off	Def	Tot							
3	Veontae Lewis	3	8	0	0	0	0	3	1	4	0	6	0	4	0	1	18:59
5	Trey Gayle	0	1	0	0	0	0	0	0	0	1	0	1	0	0	2	7:17
11	Anthony Hickey	4	8	0	3	1	4	0	2	2	2	9	1	3	0	2	20:50
15	Corey Wilford	6	17	2	8	7	8	1	1	2	2	21	0	1	0	1	27:38
23	Dee Redd	0	0	0	0	0	0	0	0	0	1	0	0	0	0	0	0:24
35	Shaquille Wilson	1	7	0	5	5	5	0	3	3	3	7	0	2	0	2	25:48
33	Donovan Kates	2	4	2	3	4	4	1	4	5	0	10	0	0	0	0	18:49
31	Daquan Murden	2	8	0	2	2	2	2	2	4	4	6	0	2	0	0	17:20
53	Marcoreyon Tandy	0	0	0	0	0	2	0	0	0	3	0	0	0	0	0	14:42
43	Malcolm McDuffen	0	1	0	0	0	0	0	0	0	4	0	1	0	0	0	6:02
51	Elijah Gipson	0	0	0	0	0	0	0	0	0	0	0	0	0	0	0	0:59
25	Isiah Dooley	0	0	0	0	0	0	0	0	0	0	0	0	0	0	0	0:24
13	Gary Bowman	0	0	0	0	2	2	0	0	0	0	2	0	0	0	1	0:24
10	D.J. Wilson	0	0	0	0	0	0	0	0	0	0	0	0	0	0	0	0:24
45	Jemichael Ray	0	0	0	0	0	0	0	0	0	0	0	0	0	0	0	DNP
Team (Included in Totals)								2	2	4			0				
Totals		18	54	4	21	21	27	9	15	24	20	61	3	12	0	9	160
Total FG%:1st half 9 - 24 (37.5%)		2nd half 9 - 30 (30.0%)		Game 18 - 54 (33.3%)		Deadball											
3Pt FG%: 1st half 1 - 8 (12.5%)		2nd half 3 - 13 (23.1%)		Game 4 - 21 (19.0%)		rebounds											
FT%: 1st half 7 - 9 (77.8%)		2nd half 14 - 18 (77.8%)		Game 21 - 27 (77.8%)		2											

No.	Holmes Bulldogs	Total FG		3-point		Free throw		Rebounds			F	TP	A	TO	BLK	STL	MIN
		FG	FGA	FG	FGA	FT	FTA	Off	Def	Tot							
3	Jaydayle Herndon	0	0	0	0	0	2	0	0	0	1	0	0	0	0	0	0:24
10	Christian McClendon	0	0	0	0	0	0	0	0	0	0	0	0	1	0	0	0:24
15	Jaleel Gray	0	0	0	0	0	0	0	0	0	0	0	0	0	0	0	DNP
20	Pierre Mayfield	0	0	0	0	0	0	0	0	0	1	0	0	0	0	0	2:10
21	JaMel Riley	4	7	3	5	2	2	0	6	6	1	13	2	5	0	3	30:50
33	Ricardo Johnson	5	10	0	2	5	5	1	10	11	3	15	2	4	0	0	30:35
23	Jeremiah Johnson	6	8	1	3	1	2	1	2	3	3	14	2	3	0	0	28:57
24	Elijah Pittman	4	10	0	3	1	2	1	5	6	4	9	2	0	4	0	23:54
25	Brandon Housley	5	8	0	0	5	7	2	4	6	3	15	1	1	1	0	21:08
31	Dominique Johnson	1	3	0	1	0	2	1	0	1	4	2	1	3	0	0	12:45
34	Kevon Arnold	1	1	0	0	0	0	0	0	0	3	2	0	2	0	1	7:41
22	Willie Slusher	0	0	0	0	0	0	0	0	0	0	0	0	0	0	0	0:24
44	James Rice	1	1	0	0	0	0	1	0	1	0	2	0	0	0	0	0:24
4	Damien Oden	0	0	0	0	0	0	0	0	0	0	0	0	0	0	0	0:24
30	Naire Jones	0	0	0	0	0	0	0	0	0	0	0	0	0	0	0	DNP
11	Eli Reese	0	0	0	0	0	0	0	0	0	0	0	0	0	0	0	DNP
Team (Included in Totals)								2	4	6			2				
Totals		27	48	4	14	14	22	9	31	40	23	72	10	21	5	4	160
Total FG%:1st half 11 - 21 (52.4%)		2nd half 16 - 27 (59.3%)		Game 27 - 48 (56.3%)		Deadball											
3Pt FG%: 1st half 4 - 10 (40.0%)		2nd half 0 - 4 (0.00%)		Game 4 - 14 (28.6%)		rebounds											
FT%: 1st half 6 - 7 (85.7%)		2nd half 8 - 15 (53.3%)		Game 14 - 22 (63.6%)		5											

Technical Fouls: None

Attendance: 13,357

Officials: Glenn Gray, Ron Price, Mark Howell

Score by Period	1st	2nd	3rd	4th	Final	Record	Overall	Conf
Christian County Colonels	10	16	11	24	61			
Holmes Bulldogs	13	19	17	23	72			

Bulldogs Colonels				Bulldogs Colonels				Bulldogs Colonels			
Points off Turnovers	20	21		Second Effort Points	7	8		Bench Points	19	21	
Points in the Paint	36	18		3 Point Points	12	12		Free Throw Points	14	21	
3pt Efficiency	-16.5	-9.2		Points/Shot	1.22	0.91		Defensive Stops	43	36	
Largest Lead	51	37	(14 pts)	Lead Changes	2			Number of Ties	3		

Game comments: None